

Deep River, Connecticut

General

ACS, 2017–2021	Deep River	State
Current Population	4,473	3,605,330
Land Area <i>mi</i> ²	14	4,842
Population Density <i>people per mi</i> ²	331	745
Number of Households	2,061	1,397,324
Median Age	48	41
Median Household Income	\$79,090	\$83,572
Poverty Rate	5%	10%

Economy

Top Industries

Lightcast, 2021 (2 and 3 digit NAICS)	Jobs	Share of Industry
1 Government <i>Local Government</i>	620	83%
2 Manufacturing <i>Fabricated Metal Product Manufacturing</i>	383	45%
3 Retail Trade <i>Food and Beverage Stores</i>	173	61%
4 Health Care and Social Assistance <i>Social Assistance</i>	159	96%
6 Other Services (ex. Public Admin.) <i>Religious, Grantmaking, Civic, Professional Orgs</i>	153	44%
Total Jobs, All Industries	2,028	

SOTS Business Registrations

Secretary of the State, August 2023

New Business Registrations by Year

Year	2018	2019	2020	2021	2022
Total	35	49	37	49	47

Total Active Businesses 427

Key Employers

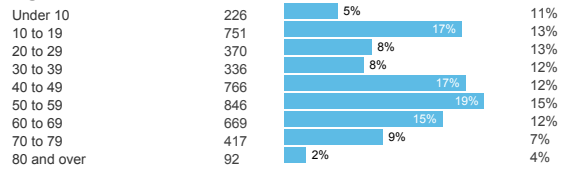
Data from Municipalities, 2023

- Tri Town Precision Plastics
- SWPC Plastics
- GBR Systems Corp
- Adam's Super Food Stores
- Camtech Inc

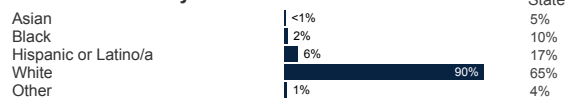
Demographics

ACS, 2017–2021

Age Distribution



Race and Ethnicity




Hispanic includes those of any race. Remaining racial groups include only non-hispanic. 'Other' includes American Indian, Alaska Native, Native Hawaiian, Pacific Islander, two or more races.

Language Spoken at Home



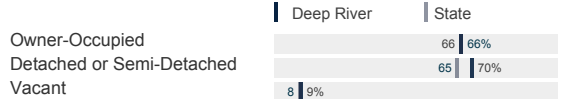
Educational Attainment



Housing

ACS, 2017–2021

	Deep River	State
Median Home Value	\$290,300	\$286,700
Median Rent	\$1,197	\$1,260
Housing Units	2,261	1,527,039



Schools

CT Department of Education, 2022-23

School Districts

School District	Available Grades	Total Enrollment	Pre-K Enrollment	4-Year Grad Rate (2021-22)
Deep River School District	PK-6	192	0	
Regional School District 04	12-Jul	751	0	95%
Statewide	-	513,513	19,014	89%

Smarter Balanced Assessments

Met or Exceeded Expectations, 2021-22

School District	Math	ELA
Deep River School District	70%	71%
Regional School District 04	42%	59%
Statewide	42%	48%


Deep River, Connecticut

Labor Force

CT Department of Labor, 2022

	Deep River	State
Employed	2,900	1,851,993
Unemployed	95	80,470

Unemployment Rate

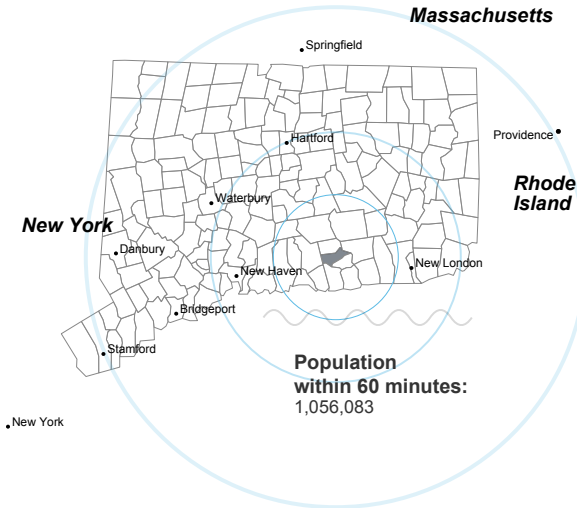


Self-Employment Rate*



*ACS, 2017–2021

Catchment Areas of 15mi, 30mi, and 60mi



Access

ACS, 2017–2021

	Deep River	State
Mean Commute Time *	26 min	26 min
No Access to a Car	7%	8%
No Internet Access	9%	10%

Commute Mode

Public Transport	1%	4%
Walking or Cycling	3%	3%
Driving	82%	89%
Working From Home *	5%	10%

Public Transit

CT transit Service	-
Other Public Bus Operations	Estuary Transit District d.b.a. 9 Town Transit
Train Service	-

* 5 year estimates include pre-pandemic data

Fiscal Indicators

CT Office of Policy and Management, State FY 2020-21

Municipal Revenue

Total Revenue	\$18,734,405
Property Tax Revenue	\$15,380,871
per capita	\$3,618
per capita, as % of state avg.	113%
Intergovernmental Revenue	\$2,486,613
Revenue to Expenditure Ratio	106%

Municipal Expenditure

Total Expenditure	\$17,750,414
Educational	\$13,164,425
Other	\$4,585,989

Grand List

Equalized Net Grand List	\$746,386,736
per capita	\$167,276
per capita, as % of state avg.	103%
Commercial/Industrial Share of Net Grand List	14%
Actual Mill Rate	29.99
Equalized Mill Rate	21.63

Municipal Debt

Moody's Rating (2023)	-
S&P Rating (2023)	-
Total Indebtedness	\$3,314,516
per capita	\$743
per capita, as % of state avg.	27%
as percent of expenditures	19%
Annual Debt Service	\$66,962
as % of expenditures	0%



Search AdvanceCT's **SiteFinder**, Connecticut's most comprehensive online database of available commercial properties. advancect.org/site-selection/ct-sitefinder

About Town Profiles

The Connecticut Town Profiles are two-page reports of demographic and economic information for each of Connecticut's 169 municipalities. Reports for data are available from profiles.ctdata.org

Feedback is welcome, and should be directed to info@ctdata.org

These Profiles can be used free of charge by external organizations, as long as *AdvanceCT* and *CTData Collaborative* are cited. No representation or warranties, expressed or implied, are given regarding the accuracy of this information.